# BM6 系列
# BM6 Series

## 结构特点

BM6马达是一种端面配流马达。其结构特点：

先进的端面配流设计，低速转动平稳。
先进的轴密封设计，能承受高背压。
先进的配油机构设计，具有磨损自动补偿功能。
双列圆锥滚子轴承设计能够承受较大的径向力。
多种法兰、输出轴等安装连接形式。

## Characteristic features:

BM6 motor is a disc valve type gerolor motor.

Advanced design in disc distribution flow, which can provide improved performance at low speed.
Advanced design of shaft seal, which can bear higher pressure.
Advanced distribution mechanism design, which has the automatic compensation function.
Double-rolling bearing design, which permit higher radial loads.
A variety of connection types of flange, output shaft and oil port.

*主要性能参数*
*Main Specification*

| 排量(ml/r) Displacement | | | 195 | 245 | 310 | 395 | 490 | 625 | 800 | 985 |
|---|---|---|---|---|---|---|---|---|---|---|
| 流量 (LPM) Flow | 最大连续 | Cont. | 150 | 150 | 150 | 150 | 150 | 150 | 150 | 150 |
| | 间断 | Int.. | 170 | 210 | 225 | 225 | 225 | 225 | 225 | 225 |
| 转速 (RPM) Speed | 最大连续 | Cont. | 776 | 615 | 484 | 385 | 308 | 242 | 186 | 155 |
| | 间断 | Int.. | 865 | 836 | 699 | 572 | 453 | 354 | 275 | 230 |
| 压力 (MPa) Pressure | 最大连续 | Cont. | 20.5 | 20.5 | 20.5 | 20.5 | 17 | 14 | 12 | 12 |
| | 间断 | Int.. | 31 | 31 | 31 | 31 | 27.5 | 17 | 14 | 14 |
| 扭矩 (N*m) Torque | 最大连续 | Cont. | 572 | 733 | 928 | 1156 | 1213 | 1331 | 1378 | 1565 |
| | 间断 | Int.. | 852 | 1176 | 1356 | 1633 | 1878 | 1368 | 1645 | 1877 |

1. 最大工作压力指入口最大压力，连续工作压力指工作压差。
2. 马达不能同时在最高压力和最大转速下工作。
3. 在断续工作条件下，运行时间每分钟不能超过10%。
4. 推荐用68#抗磨液压油，粘度37-73cSt，清洁度ISO18/13。
5. 最高工作油温80°。
6. 马达在满负荷工作前，应在最高工作压力的40%以下磨合1h。
7. 马达允许最高背压10MPa，但建议不要超过5MPa，超过时应接外泄油管。

1. Intermittent means the entrance of the maximum pressure; continuous working pressure means the differential pressure.
2. Motor should not work under the highest pressure and the maximum speed.
3. The running time should not exceed 10% under intermittent working conditions.
4. Recommending N68 anti-wear hydraulic oil, viscosity 37-73cSt, cleanliness ISO18/13.
5. The Maximum working temperature is 80°.
6. One hour running time under 40% of maximum working pressure is recommended before full capacity working.
7. The maximum allowable back pressure is 10MPa, but the recommended back pressure should not exceed 5MPa.a leaking pipes is needed when exceeding.

## BM6 订货信息

| 产品特征 | | | 排量/编号 | | | | | | | |
|---|---|---|---|---|---|---|---|---|---|---|
| 法兰 | 输出轴 | 油口 | 195 | 245 | 310 | 395 | 490 | 625 | 800 | 985 |
| 小方法兰；止口φ127 | φ40 P12×63 | 油口：M33×2；外泄口M14×1.5 | 161-0021 | 161-0022 | 161-0023 | 161-0024 | 161-0025 | 161-0026 | 161-0027 | 161-0028 |
| 小方法兰；止口φ125 | φ40 P12×45 | 油口：G3/4；外泄口G1/4；可板连4-M10 | 161-0041 | 161-0042 | 161-0043 | 161-0044 | 161-0045 | 161-0046 | 161-0047 | 161-0048 |
| 大方法兰；止口φ160 | φ50×79 P14×70 | 油口：M33×2；外泄口M14×1.5 | 161-0101 | 161-0102 | 161-0103 | 161-0104 | 161-0105 | 161-0106 | 161-0107 | 161-0108 |
| 小方法兰；止口φ127 | φ40 P12×50 | 油口：M33×2；外泄口M14×1.5 | 161-0121 | 161-0122 | 161-0123 | 161-0124 | 161-0125 | 161-0126 | 161-0127 | 161-0128 |
| | φ40 P12×45 | 油口：M33×2；外泄口G1/4； | 161-0211 | 161-0212 | 161-0213 | 161-0214 | 161-0215 | 161-0216 | 161-0217 | 161-0218 |
| 小方法兰；止口φ125 | φ40 P12×63 | 油口：M24×1.5；外泄口M14×1.5 | 161-0261 | 161-0262 | 161-0263 | 161-0264 | 161-0265 | 161-0266 | 161-0267 | 161-0268 |
| 大方法兰；止口φ160 | φ50×79 P14×70 | 油口：G1；外泄口G1/4；可板连4-M12 | 161-0301 | 161-0302 | 161-0303 | 161-0304 | 161-0305 | 161-0306 | 161-0307 | 161-0308 |
| 小方法兰；止口φ127 | φ40 P12×63 | 油口：G1；外泄口G1/4； | 161-0341 | 161-0342 | 161-0343 | 161-0344 | 161-0345 | 161-0346 | 161-0347 | 161-0348 |
| | φ38.1 P9.5×45 | 油口：1-5/16；外泄口7/16-20UNF | 161-0471 | 161-0472 | 161-0473 | 161-0474 | 161-0475 | 161-0476 | 161-0477 | 161-0478 |
| | 8D-42×36×7 | 油口：M33×2；外泄口M14×1.5 | 161-1021 | 161-1022 | 161-1023 | 161-1024 | 161-1025 | 161-1026 | 161-1027 | 161-1028 |
| | 8D-40×35×10 | 油口：M33×2；外泄口M14×1.5 | 161-1031 | 161-1032 | 161-1033 | 161-1034 | 161-1035 | 161-1036 | 161-1037 | 161-1038 |
| 大方法兰；止口φ160 | 6D-40×35×10 | 油口：G1；外泄口G1/4；可板连4-M12 | 161-1041 | 161-1042 | 161-1043 | 161-1044 | 161-1045 | 161-1046 | 161-1047 | 161-1048 |
| 小方法兰；止口φ127 | 8D-42×36×7 | 油口 φ14；板式连接4-M12 | 161-1051 | 161-1052 | 161-1053 | 161-1054 | 161-1055 | 161-1056 | 161-1057 | 161-1058 |
| 大方法兰；止口φ160 | 6D-40×35×10 | 油口：M33×2；外泄口G1/4 | 161-1061 | 161-1062 | 161-1063 | 161-1064 | 161-1065 | 161-1066 | 161-1067 | 161-1068 |
| 小方法兰；止口φ127 | 6D-40×35×10 | 油口：M33×2；外泄口M14×1.5 | 161-1161 | 161-1162 | 161-1163 | 161-1164 | 161-1165 | 161-1166 | 161-1167 | 161-1168 |
| 大方法兰；止口φ160 | 6D-40×35×10 | 油口：M33×2；外泄口M14×1.5 | 161-1171 | 161-1172 | 161-1173 | 161-1174 | 161-1175 | 161-1176 | 161-1177 | 161-1178 |
| | 渐开线花键轴17齿m=2.5 | 油口：G1；外泄口G1/4； | 161-2201 | 161-2202 | 161-2203 | 161-2204 | 161-2205 | 161-2206 | 161-2207 | 161-2208 |
| 小方法兰；止口φ127 | 渐开线花键轴16齿m=2 | 油口：M33×2；外泄口M14×1.5 | 161-2501 | 161-2502 | 161-2503 | 161-2504 | 161-2505 | 161-2506 | 161-2507 | 161-2508 |

□连续工作区 ■间断工作区

## BM6–195 195ml/r

压力 ▲P (Mpa)

| 流量 Flow (LPM) | 3.5 | 7 | 10.5 | 14 | 17 | 20.5 | 24 | 27.5 | 31 |
|---|---|---|---|---|---|---|---|---|---|
| 15 | 80<br>76 | 175<br>74 | 271<br>71 | 366<br>65 | 454<br>62 | 521<br>45 | 589<br>32 | 654<br>18 | |
| 30 | 86<br>153 | 179<br>148 | 274<br>144 | 371<br>130 | 464<br>116 | 545<br>116 | 626<br>99 | 704<br>82 | 779<br>65 |
| 45 | 85<br>230 | 180<br>226 | 279<br>221 | 374<br>212 | 476<br>202 | 565<br>186 | 654<br>168 | 751<br>148 | 825<br>118 |
| 61 | 79<br>307 | 179<br>303 | 280<br>300 | 376<br>290 | 475<br>283 | 574<br>258 | 664<br>236 | 760<br>214 | 845<br>181 |
| 76 | 80<br>385 | 179<br>379 | 281<br>373 | 380<br>365 | 480<br>255 | 574<br>332 | 671<br>305 | 769<br>280 | |
| 91 | 80<br>462 | 174<br>456 | 274<br>450 | 375<br>439 | 474<br>430 | 575<br>412 | 669<br>388 | 770<br>363 | |
| 106 | 74<br>539 | 176<br>532 | 271<br>525 | 375<br>513 | 474<br>502 | 570<br>541 | 669<br>448 | 770<br>420 | |
| 121 | 70<br>617 | 169<br>609 | 269<br>602 | 369<br>590 | 470<br>575 | 570<br>541 | 670<br>510 | 763<br>480 | |
| 136 | 70<br>692 | 163<br>684 | 264<br>674 | 364<br>660 | 465<br>645 | 565<br>600 | 664<br>564 | | |
| 151 | 70<br>770 | 164<br>759 | 261<br>745 | 364<br>733 | 466<br>717 | 559<br>666 | 660<br>624 | | |
| 179 | 65<br>866 | 161<br>854 | 259<br>844 | 360<br>825 | 461<br>808 | | | | |

## BM6–245 245ml/r

压力 ▲P (Mpa)

| 流量 Flow (LPM) | 3.5 | 7 | 10.5 | 14 | 17 | 20.5 | 24 | 27.5 | 31 |
|---|---|---|---|---|---|---|---|---|---|
| 15 | 106<br>60 | 227<br>56 | 346<br>54 | 461<br>48 | 577<br>42 | 643<br>39 | 751<br>31 | 853<br>12 | 960<br>6 |
| 30 | 110<br>120 | 237<br>116 | 354<br>113 | 475<br>104 | 596<br>95 | 701<br>81 | 800<br>67 | 905<br>48 | 1018<br>35 |
| 45 | 110<br>182 | 235<br>179 | 360<br>175 | 482<br>165 | 607<br>157 | 721<br>141 | 840<br>123 | 955<br>107 | 1075<br>90 |
| 61 | 112<br>244 | 236<br>240 | 360<br>236 | 487<br>228 | 611<br>221 | 730<br>202 | 844<br>184 | 960<br>163 | 1181<br>144 |
| 76 | 105<br>306 | 232<br>301 | 354<br>297 | 485<br>287 | 614<br>277 | 735<br>256 | 853<br>238 | 980<br>217 | |
| 91 | 104<br>365 | 231<br>361 | 356<br>357 | 482<br>348 | 612<br>338 | 735<br>314 | 861<br>290 | 979<br>270 | |
| 106 | 102<br>426 | 227<br>421 | 352<br>416 | 483<br>403 | 611<br>375 | 733<br>355 | 855<br>335 | 980<br>320 | |
| 121 | 91<br>489 | 216<br>481 | 346<br>474 | 470<br>461 | 600<br>447 | 725<br>422 | 850<br>395 | | |
| 136 | 80<br>550 | 210<br>544 | 334<br>537 | 460<br>524 | 580<br>510 | 710<br>480 | 840<br>454 | | |
| 151 | 80<br>612 | 202<br>606 | 330<br>600 | 456<br>585 | 580<br>570 | 700<br>538 | 800<br>507 | | |
| 179 | 66<br>688 | 202<br>682 | 326<br>374 | 446<br>685 | 575<br>640 | 685<br>606 | | | |
| 189 | | 195<br>758 | 316<br>749 | 441<br>731 | 555<br>710 | | | | |
| 208 | | 191<br>834 | 311<br>824 | 431<br>804 | | | | | |

## BM6–310 310ml/r

压力 ▲P (Mpa)

| 流量 Flow (LPM) | 3.5 | 7 | 10.5 | 14 | 17 | 20.5 | 24 | 27.5 | 31 |
|---|---|---|---|---|---|---|---|---|---|
| 15 | 136<br>47 | 292<br>45 | 431<br>42 | 573<br>38 | 684<br>32 | 801<br>24 | 934<br>17 | 1020<br>10 | 1070<br>3 |
| 30 | 140<br>95 | 300<br>92 | 451<br>87 | 596<br>81 | 732<br>73 | 870<br>63 | 985<br>54 | 1100<br>44 | 1235<br>32 |
| 45 | 140<br>143 | 306<br>140 | 461<br>135 | 612<br>129 | 760<br>120 | 909<br>110 | 1045<br>99 | 1180<br>88 | 1330<br>75 |
| 61 | 140<br>192 | 302<br>188 | 462<br>184 | 615<br>178 | 771<br>167 | 920<br>154 | 1060<br>140 | 1200<br>124 | |
| 76 | 135<br>241 | 296<br>236 | 457<br>232 | 617<br>226 | 772<br>216 | 925<br>200 | 1075<br>182 | 1220<br>165 | |
| 91 | 130<br>289 | 296<br>282 | 456<br>278 | 614<br>273 | 774<br>260 | 929<br>254 | 1078<br>232 | 1226<br>215 | |
| 106 | 130<br>336 | 290<br>333 | 450<br>327 | 609<br>320 | 768<br>308 | 928<br>295 | 1073<br>276 | | |
| 121 | 125<br>384 | 285<br>381 | 444<br>375 | 600<br>367 | 763<br>354 | 918<br>341 | 1060<br>320 | | |
| 136 | 120<br>430 | 276<br>421 | 434<br>416 | 590<br>410 | 748<br>396 | 912<br>383 | 1050<br>360 | | |
| 151 | 115<br>478 | 271<br>466 | 424<br>461 | 578<br>456 | 743<br>441 | 902<br>427 | | | |
| 179 | 110<br>597 | 245<br>582 | 384<br>576 | 523<br>570 | 682<br>551 | 836<br>534 | | | |
| 227 | | 220<br>698 | 364<br>691 | 513<br>684 | 647<br>661 | | | | |

## BM6–395 395ml/r

压力 ▲P (Mpa)

| 流量 Flow (LPM) | 3.5 | 7 | 10.5 | 14 | 17 | 20.5 | 24 | 27.5 | 31 |
|---|---|---|---|---|---|---|---|---|---|
| 15 | 188<br>37 | 378<br>36 | 563<br>34 | 743<br>32 | 923<br>28 | 1083<br>21 | 1276<br>13 | 1371<br>5 | 1635<br>1 |
| 30 | 188<br>75 | 383<br>73 | 578<br>71 | 763<br>67 | 953<br>64 | 1137<br>54 | 1316<br>44 | 1456<br>32 | |
| 45 | 188<br>114 | 388<br>111 | 583<br>108 | 773<br>104 | 968<br>99 | 1152<br>90 | 1341<br>80 | 1540<br>78 | |
| 61 | 183<br>153 | 383<br>150 | 583<br>146 | 773<br>143 | 968<br>131 | 1156<br>125 | 1345<br>115 | | |
| 76 | 183<br>192 | 383<br>188 | 583<br>186 | 778<br>181 | 973<br>174 | 1161<br>161 | | | |
| 91 | 173<br>228 | 373<br>228 | 573<br>224 | 768<br>219 | 968<br>211 | 1156<br>203 | | | |
| 106 | 168<br>267 | 368<br>265 | 568<br>260 | 763<br>254 | 963<br>247 | 1151<br>235 | | | |
| 121 | 163<br>305 | 353<br>303 | 558<br>298 | 753<br>291 | 947<br>281 | 1146<br>268 | | | |
| 136 | 158<br>345 | 343<br>339 | 548<br>335 | 733<br>328 | 733<br>316 | | | | |
| 151 | 153<br>382 | 328<br>379 | 538<br>374 | 733<br>367 | 917<br>358 | | | | |
| 179 | 133<br>481 | 303<br>474 | 518<br>468 | 733<br>459 | 913<br>448 | | | | |
| 227 | | 283<br>569 | 502<br>561 | 721<br>551 | | | | | |

## BM6 Ordering Information

| Feature | | | Displacement/No | | | | | | | |
|---|---|---|---|---|---|---|---|---|---|---|
| Flange | Shaft | Oil port | 195 | 245 | 310 | 395 | 490 | 625 | 800 | 985 |
| Square flange; Pilot:φ127 | φ40 P12×63 | M33×2;Drain Port:M14×1.5 | 161-0021 | 161-0022 | 161-0023 | 161-0024 | 161-0025 | 161-0026 | 161-0027 | 161-0028 |
| Square flange; Pilot:φ125 | φ40 P12×45 | G3/4; Drain Port:G1/4; Plate-connection:4-M10 | 161-0041 | 161-0042 | 161-0043 | 161-0044 | 161-0045 | 161-0046 | 161-0047 | 161-0048 |
| Square flange;Pilot:φ160 | φ50×79 P14×70 | M33×2;Drain Port:M14×1.5 | 161-0101 | 161-0102 | 161-0103 | 161-0104 | 161-0105 | 161-0106 | 161-0107 | 161-0108 |
| Square flange;Pilot:φ127 | φ40 P12×50 | M33×2;Drain Port:M14×1.5 | 161-0121 | 161-0122 | 161-0123 | 161-0124 | 161-0125 | 161-0126 | 161-0127 | 161-0128 |
| | φ40 P12×45 | M33×2;Drain Port:G1/4 | 161-0211 | 161-0212 | 161-0213 | 161-0214 | 161-0215 | 161-0216 | 161-0217 | 161-0218 |
| Square flange;Pilot:φ125 | φ40 P12×63 | M24×1.5;Drain Port:M14×1.5 | 161-0261 | 161-0262 | 161-0263 | 161-0264 | 161-0265 | 161-0266 | 161-0267 | 161-0268 |
| Square flange;Pilot:φ160 | φ50×79 P14×70 | G1;Drain Port:G1/4; Plate-connection:4-M12 | 161-0301 | 161-0302 | 161-0303 | 161-0304 | 161-0305 | 161-0306 | 161-0307 | 161-0308 |
| Square flange;Pilot:φ127 | φ40 P12×63 | G1;Drain Port:G1/4 | 161-0341 | 161-0342 | 161-0343 | 161-0344 | 161-0345 | 161-0346 | 161-0347 | 161-0348 |
| | φ38.1 P9.5×45 | 1-5/16;Drain Port:7/16-20UNF | 161-0471 | 161-0472 | 161-0473 | 161-0474 | 161-0475 | 161-0476 | 161-0477 | 161-0478 |
| | 8D-42×36×7 | M33×2;Drain Port:M14×1.5 | 161-1021 | 161-1022 | 161-1023 | 161-1024 | 161-1025 | 161-1026 | 161-1027 | 161-1028 |
| | 8D-40×35×10 | M33×2;Drain Port:M14×1.5 | 161-1031 | 161-1032 | 161-1033 | 161-1034 | 161-1035 | 161-1036 | 161-1037 | 161-1038 |
| Square flange;Pilot:φ160 | 6D-40×35×10 | G1;Drain Port:G1/4;Plate-connection:4-M12 | 161-1041 | 161-1042 | 161-1043 | 161-1044 | 161-1045 | 161-1046 | 161-1047 | 161-1048 |
| Square flange;Pilot:φ127 | 8D-42×36×7 | φ14;Plate-connection:4-M12 | 161-1051 | 161-1052 | 161-1053 | 161-1054 | 161-1055 | 161-1056 | 161-1057 | 161-1058 |
| Square flange;Pilot:φ160 | 6D-40×35×10 | M33×2;Drain Port:G1/4 | 161-1061 | 161-1062 | 161-1063 | 161-1064 | 161-1065 | 161-1066 | 161-1067 | 161-1068 |
| Square flange;Pilot:φ127 | 6D-40×35×10 | M33×2;Drain Port:M14×1.5 | 161-1161 | 161-1162 | 161-1163 | 161-1164 | 161-1165 | 161-1166 | 161-1167 | 161-1168 |
| Square flange;Pilot:φ160 | 6D-40×35×10 | M33×2;Drain Port:M14×1.5 | 161-1171 | 161-1172 | 161-1173 | 161-1174 | 161-1175 | 161-1176 | 161-1177 | 161-1178 |
| | Spline:17 M=2.5 | G1;Drain Port:G1/4 | 161-2201 | 161-2202 | 161-2203 | 161-2204 | 161-2205 | 161-2206 | 161-2207 | 161-2208 |
| Square flange;Pilot:φ127 | Spline:16 M=2 | M33×2;Drain Port:M14×1.5 | 161-2501 | 161-2502 | 161-2503 | 161-2504 | 161-2505 | 161-2506 | 161-2507 | 161-2508 |

□连续工作区 ■间断工作区

## BM6–490 490ml/r

压力 △P (Mpa)

| 流量 Flow (LPM) | 3.5 | 7 | 10.5 | 14 | 17 | 20.5 | 24 | 27.5 |
|---|---|---|---|---|---|---|---|---|
| 15 | 235<br>30 | 486<br>29 | 725<br>28 | 962<br>27 | 1195<br>25 | 1408<br>21 | 1643<br>17 | |
| 30 | 235<br>60 | 486<br>59 | 734<br>57 | 973<br>54 | 1213<br>51 | 1442<br>45 | 1680<br>38 | |
| 45 | 235<br>91 | 485<br>89 | 733<br>87 | 974<br>84 | 1218<br>79 | 1450<br>71 | | |
| 61 | 234<br>122 | 480<br>121 | 728<br>118 | 973<br>114 | 1217<br>109 | 1456<br>100 | | |
| 76 | 225<br>152 | 470<br>150 | 723<br>147 | 972<br>144 | 1217<br>139 | | | |
| 91 | 220<br>184 | 469<br>181 | 719<br>180 | 968<br>176 | 1210<br>171 | | | |
| 106 | 209<br>214 | 459<br>211 | 708<br>208 | 957<br>204 | 1205<br>198 | | | |
| 121 | 194<br>244 | 448<br>241 | 700<br>237 | 947<br>232 | 1200<br>226 | | | |
| 136 | 175<br>275 | 433<br>272 | 683<br>265 | 937<br>260 | 1170<br>255 | | | |
| 151 | 160<br>306 | 423<br>303 | 673<br>295 | 917<br>290 | | | | |
| 179 | 130<br>382 | 364<br>379 | 588<br>365 | | | | | |
| 227 | | 323<br>454 | 546<br>442 | | | | | |

## BM6–625 625ml/r

压力 △P (Mpa)

| 流量 Flow (LPM) | 3.5 | 5 | 7 | 8.5 | 10.5 | 12 | 14 | 17 |
|---|---|---|---|---|---|---|---|---|
| 15 | 275<br>24 | 425<br>24 | 570<br>23 | 709<br>22 | 849<br>21 | 954<br>18 | 1063<br>16 | 1190<br>15 |
| 30 | 295<br>45 | 450<br>44 | 604<br>44 | 754<br>43 | 923<br>42 | 1093<br>39 | 1267<br>37 | 1355<br>36 |
| 45 | 295<br>72 | 448<br>71 | 609<br>71 | 764<br>70 | 918<br>68 | 1123<br>66 | 1327<br>64 | 1375<br>63 |
| 61 | 285<br>94 | 445<br>93 | 604<br>92 | 759<br>91 | 914<br>89 | 1118<br>87 | 1323<br>85 | 1370<br>83 |
| 76 | 280<br>119 | 439<br>118 | 594<br>117 | 754<br>116 | 914<br>115 | 1118<br>112 | 1324<br>110 | 1372<br>107 |
| 91 | 264<br>143 | 429<br>142 | 585<br>140 | 744<br>139 | 904<br>138 | 1108<br>135 | 1317<br>132 | 1365<br>130 |
| 106 | 255<br>168 | 414<br>166 | 574<br>165 | 734<br>164 | 893<br>162 | 1103<br>159 | 1312<br>156 | |
| 121 | 240<br>192 | 400<br>190 | 559<br>188 | 719<br>187 | 878<br>185 | 1088<br>182 | | |
| 136 | 220<br>216 | 379<br>214 | 539<br>213 | 698<br>212 | 853<br>210 | 1047<br>207 | | |
| 151 | 200<br>240 | 360<br>239 | 519<br>238 | 379<br>237 | 833<br>236 | | | |
| 179 | | 310<br>298 | 469<br>296 | 629<br>294 | 788<br>290 | | | |
| 227 | | 254<br>355 | 430<br>353 | 588<br>350 | | | | |

## BM6–800 800ml/r

压力 △P (Mpa)

| 流量 Flow (LPM) | 3.5 | 5 | 7 | 8.5 | 10.5 | 12 | 14 |
|---|---|---|---|---|---|---|---|
| 15 | 434<br>18 | 607<br>17 | 838<br>17 | 1018<br>16 | 1238<br>15 | 1377<br>14 | 1646<br>13 |
| 30 | 419<br>36 | 395<br>35 | 828<br>35 | 1003<br>34 | 1238<br>33 | 1412<br>31 | 1606<br>29 |
| 45 | 379<br>55 | 564<br>55 | 794<br>54 | 970<br>54 | 1187<br>53 | 1358<br>51 | |
| 61 | 339<br>75 | 519<br>74 | 758<br>72 | 937<br>71 | 1167<br>70 | | |
| 76 | 324<br>93 | 498<br>92 | 728<br>90 | 897<br>89 | 1135<br>87 | | |
| 91 | 314<br>111 | 468<br>110 | 698<br>109 | 857<br>108 | 1076<br>105 | | |
| 106 | 309<br>129 | 448<br>128 | 648<br>127 | 797<br>125 | | | |
| 121 | 279<br>148 | 419<br>146 | 608<br>145 | 746<br>143 | | | |
| 136 | 269<br>166 | 398<br>165 | 547<br>165 | 695<br>164 | | | |
| 151 | 249<br>184 | 348<br>183 | 497<br>182 | 631<br>180 | | | |
| 179 | | 299<br>230 | 438<br>228 | | | | |
| 227 | | | 378<br>276 | | | | |

## BM6–985 985ml/r

压力 △P (Mpa)

| 流量 Flow (LPM) | 3.5 | 5 | 7 | 8.5 | 10.5 | 12 | 14 |
|---|---|---|---|---|---|---|---|
| 15 | 484<br>15 | 774<br>15 | 964<br>14 | 1203<br>14 | 1443<br>13 | 1567<br>13 | 1786<br>12 |
| 30 | 494<br>30 | 749<br>30 | 994<br>29 | 1233<br>28 | 1477<br>27 | 1637<br>26 | 1871<br>25 |
| 45 | 494<br>45 | 749<br>45 | 1000<br>44 | 1248<br>43 | 1492<br>42 | 1696<br>41 | |
| 61 | 489<br>61 | 739<br>61 | 995<br>60 | 1243<br>59 | 1497<br>58 | | |
| 76 | 475<br>77 | 730<br>76 | 983<br>76 | 1233<br>75 | 1481<br>74 | | |
| 91 | 460<br>92 | 704<br>92 | 959<br>91 | 1217<br>90 | 1466<br>89 | | |
| 106 | 444<br>107 | 700<br>107 | 949<br>106 | 1197<br>105 | 1446<br>103 | | |
| 121 | 425<br>123 | 674<br>122 | 923<br>121 | 1156<br>120 | | | |
| 136 | 394<br>138 | 645<br>138 | 893<br>137 | 1120<br>135 | | | |
| 151 | 365<br>153 | 609<br>152 | 864<br>151 | 1080<br>150 | | | |
| 179 | 325<br>191 | 585<br>190 | 829<br>189 | | | | |
| 227 | | 525<br>230 | 809<br>229 | | | | |

## 型号编号–BM6系列马达
Type number—BM6 series motors

| 1 | 2 | 3 | 4 | 5 | 6 | 7 | 8 |
|---|---|---|---|---|---|---|---|
| BM6 | | | | | | | |

位置　1　BM6系列马达
Postion　BM6 series motors

位置　2 排量CC/R
Postion　displacement

1、195
2、245
3、310
4、395
5、490
6、625
7、800
8、985

位置　3　法兰和止口
Postion　Flange and pilot

A、4孔方形法兰，止口 ϕ 125 x13mm
4 bolt Square flange，pilot ϕ 125x13mm
B、4孔方形法兰，止口 ϕ 127 x13. 2mm
4 bolt Square flange，pilot ϕ 127x13.2mm
C、4孔方形法兰，止口 ϕ 160x8mm
4 bolt Square flange，pilot ϕ 160x8mm

位置　4　输出轴
Postion　shaft

1、ϕ 32直轴，平键10x8x36
ϕ 32 straight shaft，flat key 10x8x36
2、ϕ 32直轴，平键10x8x45
ϕ 32 straight shaft，flat key 10x8x45
3、ϕ 40直轴，平键12x8x45
ϕ 40 straight shaft，flat key 12x8x45
4、ϕ 40直轴，平键12x8x70
ϕ 40 straight shaft，flat key 12x8x70
5、ϕ 40直轴，平键12x8x50
ϕ 40 straight shaft，flat key 12x8x50
6、ϕ 40直轴，平键12x8x63
ϕ 40 straight shaft，flat key 12x8x63
7、ϕ 50直轴，平键14x9x70
ϕ 50 straight shaft，flat key 14x9x70
8、矩形花键轴8D–42x36x7
Splined shaft 8D–42x36x7
9、矩形花键轴6D–40 × 35 x10
Splined shaft 6D–40x35x10
10、渐开线花键轴12/24DP　17齿
Splined shaft 12/24DP　17 tooth
11、渐开线花键轴2.5模数　17齿
Splined shaft 2.5　17 tooth
12、渐开线花键轴2　模数 16齿
Splined shaft 2　16 tooth

位置　5 油口
Postion　oil port

A、G1　　B、M22x1.5
C、ϕ 14　　D、ZG1/2
E、M18x1.5　　F、M24x1.5
G、1–5/16–12UNF　　H、016
I、M27x2　　J、G3/4
K、M33x2　　L、11/16

位置　6　泄油口
Postion　drain port

1、无
2、M14x1.5
3、G1/4
4、 7/1 6–20UNF
5、R1/4

位置　7　喷漆颜色
Position　paint color

A、银灰漆　silver paint
B、蓝漆　blue
C、亚光黑漆　black
D、不喷漆　no paint

位置　8　旋向
Postion　rotation direction

A、标准
standard
B、反向
opposite

# BM6 系列连接尺寸

## BM6 DIMENSIONS AND MOUNTING DATA

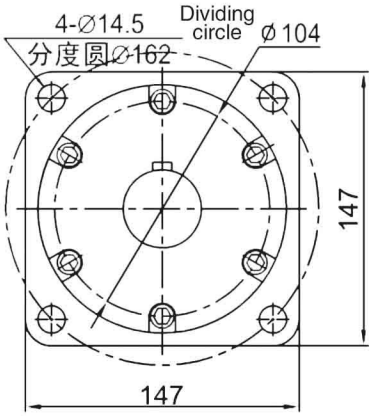


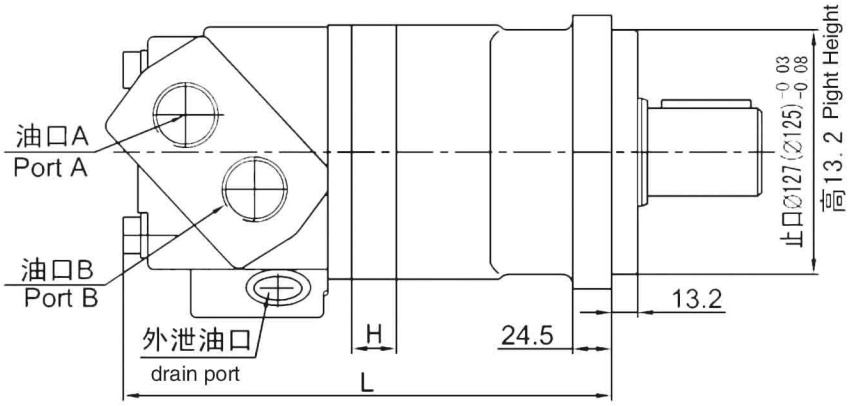


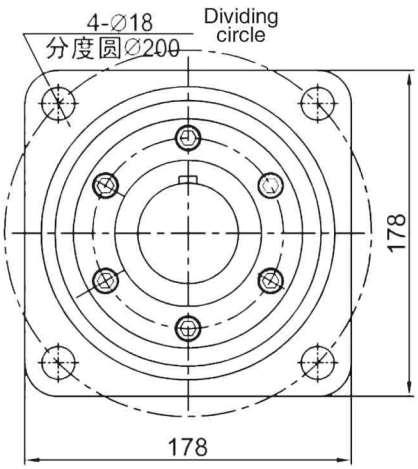


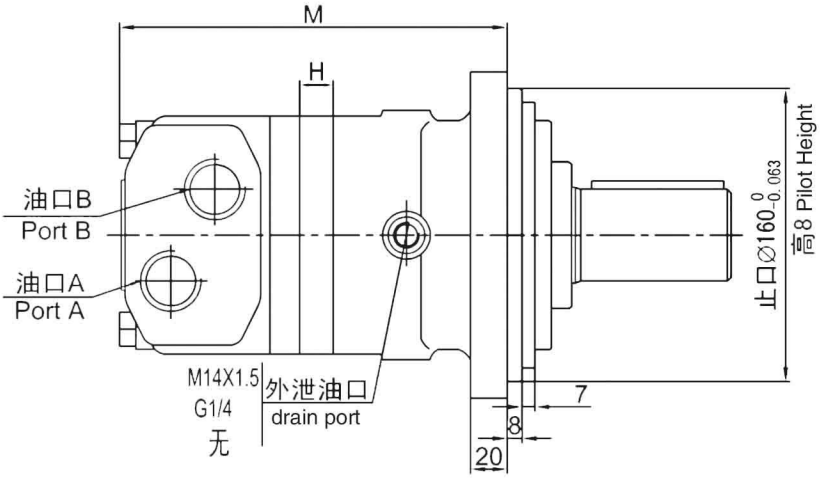


**标准旋向：**

面向输出轴，A油口进油，B油口回油时，马达顺时针旋转。

Standard Direction of The Motor Rotation:

CW–When A Port pressurized Viewed From the Shaft End.

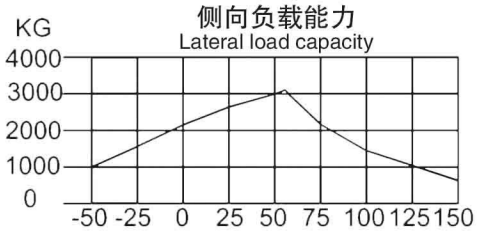


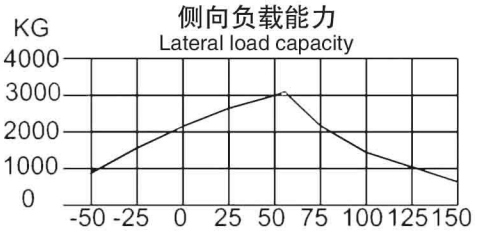


| 排量（cc/r）displacement | H（mm） | L（mm） | M（mm） |
|---|---|---|---|
| 195 | 21.7 | 245.7 | 230.7 |
| 245 | 27.3 | 251.3 | 236.3 |
| 310 | 34.6 | 258.6 | 243.6 |
| 395 | 43.4 | 267.4 | 252.4 |
| 490 | 54.4 | 279.4 | 264.4 |
| 625 | 69.2 | 293.2 | 278.2 |
| 800 | 89 | 313 | 298 |
| 985 | 108.8 | 332.8 | 317.8 |

标准直轴
Standard straight axis

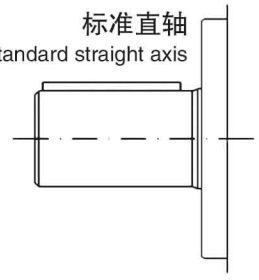

标准花键轴
Standard spline shaft

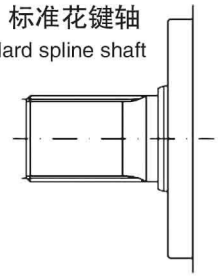

# BM6 系列输出轴连接尺寸

## BM6 DIMENSIONS AND MOUNTING DATA

Ø40直轴
平键12
Parrallel

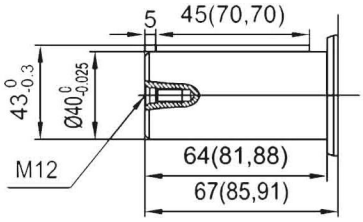


矩形花键
8D–42 × 36 × 7
Recangle spline

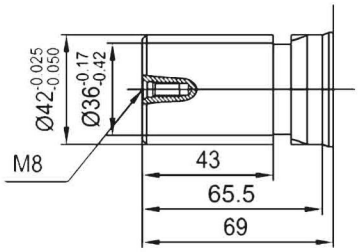


矩形花键
6D–40 × 35 × 10
Recangle spline

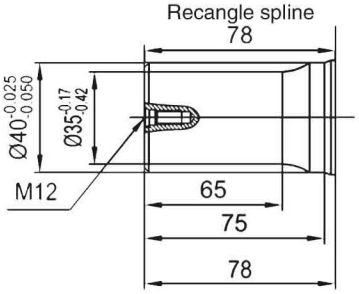


Ø40直轴
平键12
Parrallel

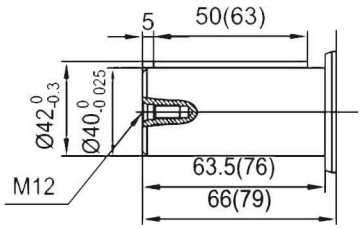


矩形花键
8D–42 × 36 × 7
Recangle spline

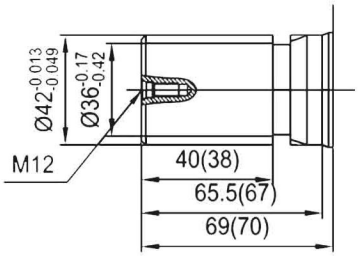


矩形花键
6D–40 × 35 × 10
Recangle spline

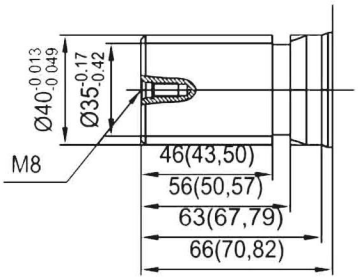


渐开线键：
模数2.5齿数17压力角30°
Involute key

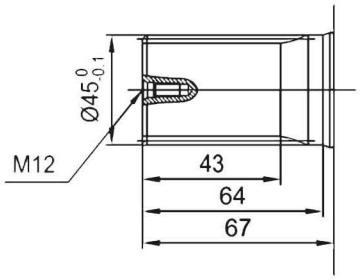


矩形花键
8D–42 × 36 × 7
Recangle spline

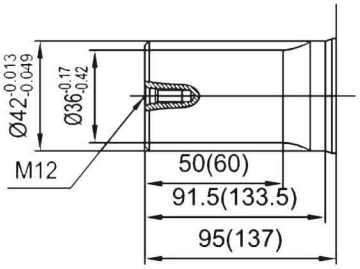


Ø40直轴
平键12
Parrallel

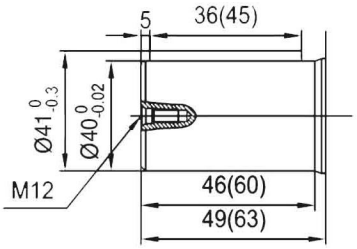


渐开线键：
径节12/24齿数17压力角30°
Involute key

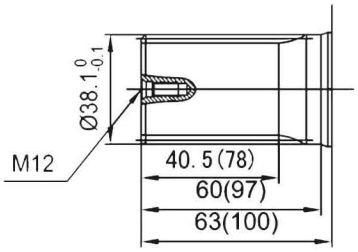


Ø50直轴
平键14
Parrallel

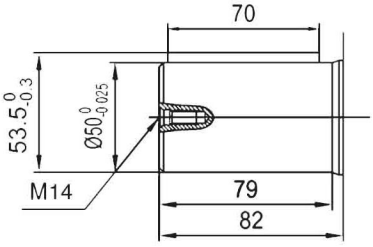


渐开线键：
模数2 齿数16压力角30°
Involute key

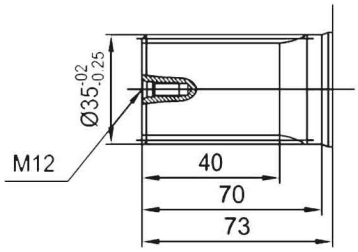

# BM6 系列油口连接尺寸
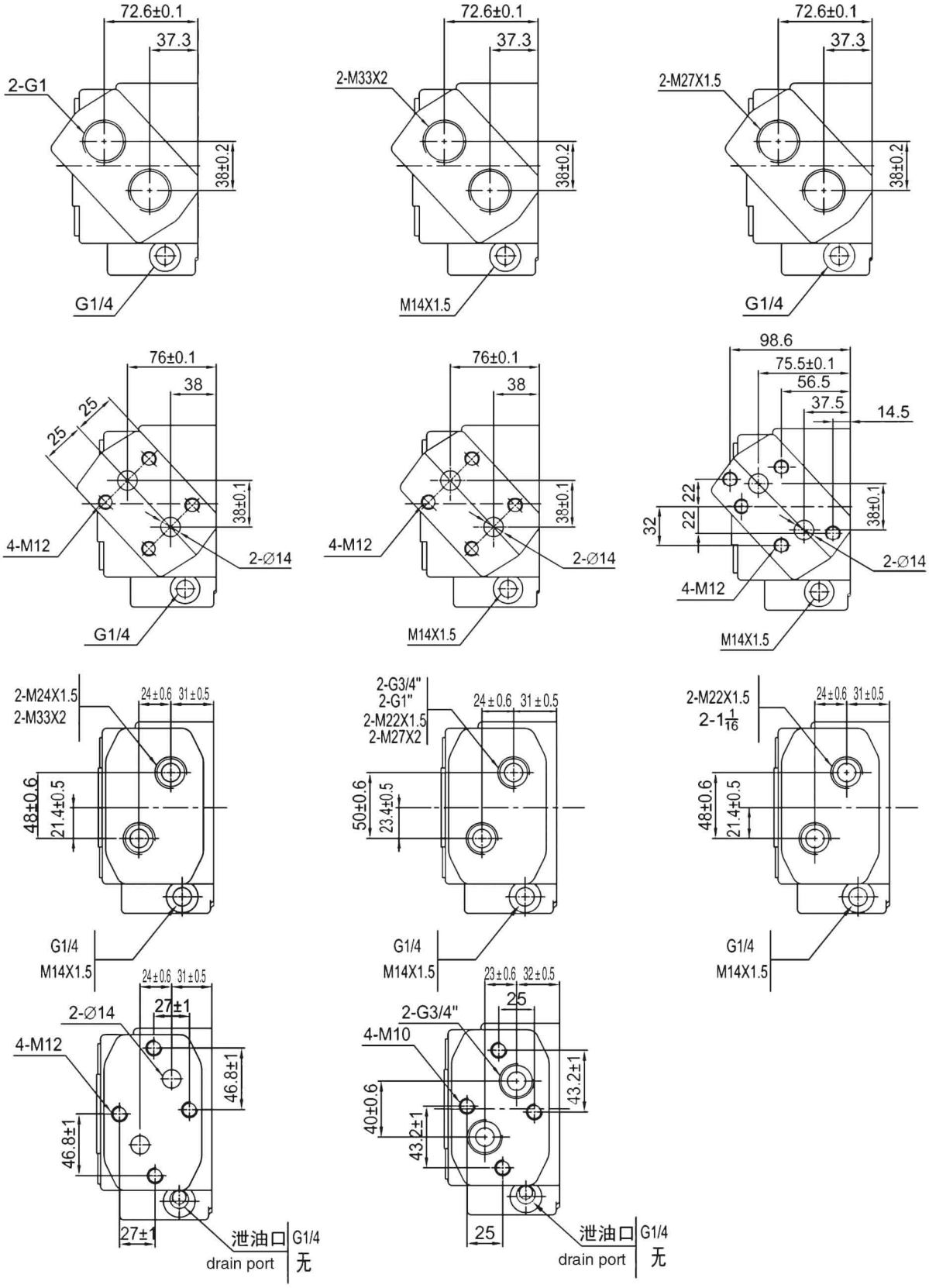
BM6 DIMENSIONS AND MOUNTING DATA